



Creating Your Gift of Adoption Giving Circle Webpage


Creating a Giving Circle Webpage is a quick and easy way to share your passion for this cause with your personal network. Gift of Adoption uses a service called First Giving to make establishing, promoting, and administering your Giving Circle as fun, easy, and successful as possible. Follow the steps below and you can begin raising money for your Giving Circle in less than 5 minutes.


- ✓ Using your internet web browser, go to: <http://www.firstgiving.com/giftofadoption>



- ✓ Once there, click the "Get Started" button.
 - If you are new to Firstgiving.com, create an account by entering your email address and selecting "I'm new to this site" and clicking the "Continue" button.
 - Complete the account setup page and click "Continue"
 - If you already have a Firstgiving account, simply enter your email address and password and click the "Continue" button.
- ✓ Create your Giving Circle's custom URL by entering a name for your Giving Circle in the space provided. The website will automatically indicate if your desired URL is available.

Create your fundraising page

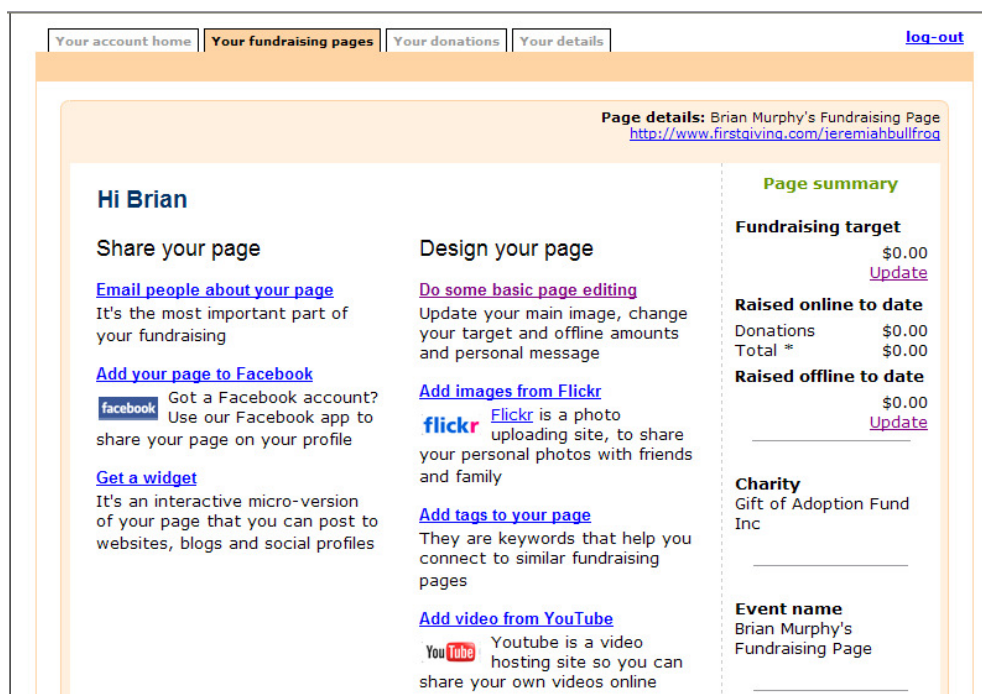
 Please choose a web address

www.firstgiving.com/  AVAILABLE

[CREATE YOUR PAGE >>>](#)

Once you are satisfied with your URL (note: you will **not** be able to change this later) , click “Create Your Page”

- ✓ Congratulations! You have created your Gift of Adoption Giving Circle page.
- ✓ To customize your page and invite others to donate to your Giving Circle, click “Personalize and Share Your Page”
- ✓ You will be prompted to log into your account again. Enter the email address and password you used to create your page and click “Continue”
- ✓ After logging into your account, you will see your account summary page. Click the tab labeled, “Your fundraising pages”.



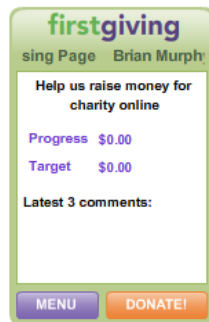
The screenshot shows the 'Your fundraising pages' tab selected in the account dashboard. The page title is 'Page details: Brian Murphy's Fundraising Page' with the URL <http://www.firstgiving.com/jeremiahbullfrog>. The main content is divided into three columns:

- Hi Brian**
 - Share your page**
 - [Email people about your page](#): It's the most important part of your fundraising
 - [Add your page to Facebook](#): Got a Facebook account? Use our Facebook app to share your page on your profile
 - [Get a widget](#): It's an interactive micro-version of your page that you can post to websites, blogs and social profiles
 - Design your page**
 - [Do some basic page editing](#): Update your main image, change your target and offline amounts and personal message
 - [Add images from Flickr](#): **flickr** Flickr is a photo uploading site, to share your personal photos with friends and family
 - [Add tags to your page](#): They are keywords that help you connect to similar fundraising pages
 - [Add video from YouTube](#): Youtube is a video hosting site so you can share your own videos online
- Page summary**
 - Fundraising target**: \$0.00 [Update](#)
 - Raised online to date**
 - Donations: \$0.00
 - Total *: \$0.00
 - Raised offline to date**: \$0.00 [Update](#)
 - Charity**: Gift of Adoption Fund Inc
 - Event name**: Brian Murphy's Fundraising Page

- ✓ From the “Your fundraising pages” tab, you can explore the following sections to begin raising money for your Giving Circle:
 - Design Your Page options
 - **Do Some Basic Page Editing:** Visit this link first to personalize your page.
 - First, enter your Fundraising Target. The minimum Giving Circle target is \$3,500 (a gift of \$3,500 is directly responsible for funding one grant).
 - You can add images (.jpg, .gif, .tiff) or select one from the Firstgiving image library.
 - It is important that you add a welcome message to your website. Please consider including a personal testimony to let your visitors know why you are hosting a Giving Circle, why you support Gift of Adoption, why the adoption cause is important to you, etc. Never underestimate the power of your personal testimony to inspire others to give.

- If you have made a pledge to meet the \$3,500 giving level and Gift of Adoption has provided you with the story of the child and family for whom you are raising money, you can share that story here.
 - **Add Images from Flickr**
 - **Add Tags to Your Page:** Consider adding 'tags' to your page so others interested in this cause can find your Giving Circle when visiting the First Giving homepage and searching for a cause to support (appropriate tags include: adoption, children, orphan, etc). You can also include tags related to you location (e.g. Illinois, Tampa)
 - **Add Video from YouTube**
- Share Your Page options
 - **Email People About your Page:** Follow this link to email your personal network about your Giving Circle. You will have the option to enter your contacts' email addresses directly or import you address book from a variety of email programs. Be sure to enter your personal message to your contacts in the "Content" section.
 - **Add Your Page to Facebook:** If you have a profile on Facebook (www.facebook.com), you can add your Giving Circle page to your profile by downloading the FirstGiving Facebook app here.
 - **Get a Widget:** If you have a personal website or blog, you can download a widget to promote your Giving Circle page and invite others to participate directly from your blog or website. There are a variety of widgets you can download depending on where you would like to place them.

Your widget as it will appear



- Once you have customized and shared your page, check back to see your progress. From your account homepage, you can:
 - Continue to update/modify your giving page
 - See your progress toward your fundraising goal
 - See a list of donors and gifts to your Giving Circle
 - Email additional contacts
 - Enter non-online gifts made by check or cash to your Giving Circle to keep your overall total current
 - Send updates to all of your contributors, letting them know of your progress and the difference they have helped you make in the life of a child and family
- As donations are made, you will automatically receive emails notifying you of the donations.
- All donations are automatically receipted by FirstGiving. We encourage you to also send a personal thank-you to all of your contributors
- Additional Resources for a Successful Giving Circle page:
 - An sample complete page: <http://www.firstgiving.com/brianmmurphy>
 - How it Works: http://www.firstgiving.com/Design/1/how_it_works_individuals.asp
 - FirstGiving Community Best Practices: http://firstgiving.typepad.com/communityblog/best_practices/index.html
 - FirstGiving Community Blog: <http://www.onlinefundraisingblog.com/>
- Need help? Contact FirstGiving support at: http://www.firstgiving.com/statements/fundraising_help_popup/default.asp or Gift of Adoption help at: bmurphy@giftofadoption.org